



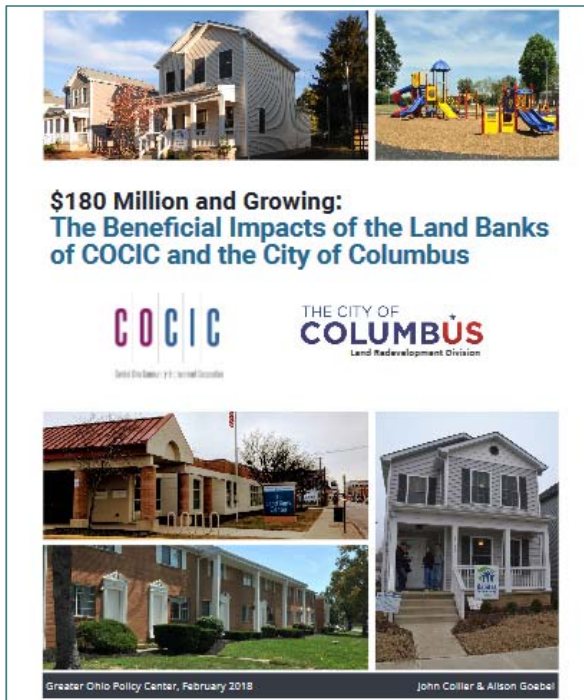
COLLECTING DATA, SHOWING IMPACT

OHIO LAND BANK ASSOCIATION CONFERENCE

April 25, 2024

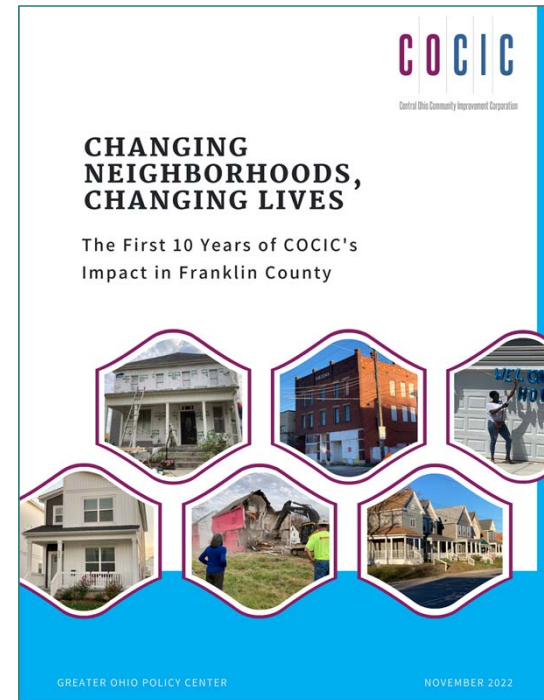


CENTRAL OHIO COMMUNITY IMPROVEMENT CORPORATION



5 year Impact Report (2018)

<https://www.greaterohio.org/publications/land-bank-impact-report>



10 year Impact Report (2022)

<https://cocic.org/getattachment/About-COCIC/Press-Release/10-Year-Impact-Study-Release-11-22-22.pdf.aspx?lang=en-US2>



CENTRAL OHIO COMMUNITY IMPROVEMENT CORPORATION



50th Homeowner Video (2022)

<https://vimeo.com/772561743>



10-Year Impact Study Video (2022)

<https://vimeo.com/user180041977>



THE WHY OF DEMOLITION

A Look at 744 Richland County Demolitions

By: Amy Hamrick, Executive Director
Richland County Land Reutilization Corporation

Why?

Why demo a house a homeless person can live in?

Why do houses sit empty for so long?

How bad can the house really be?

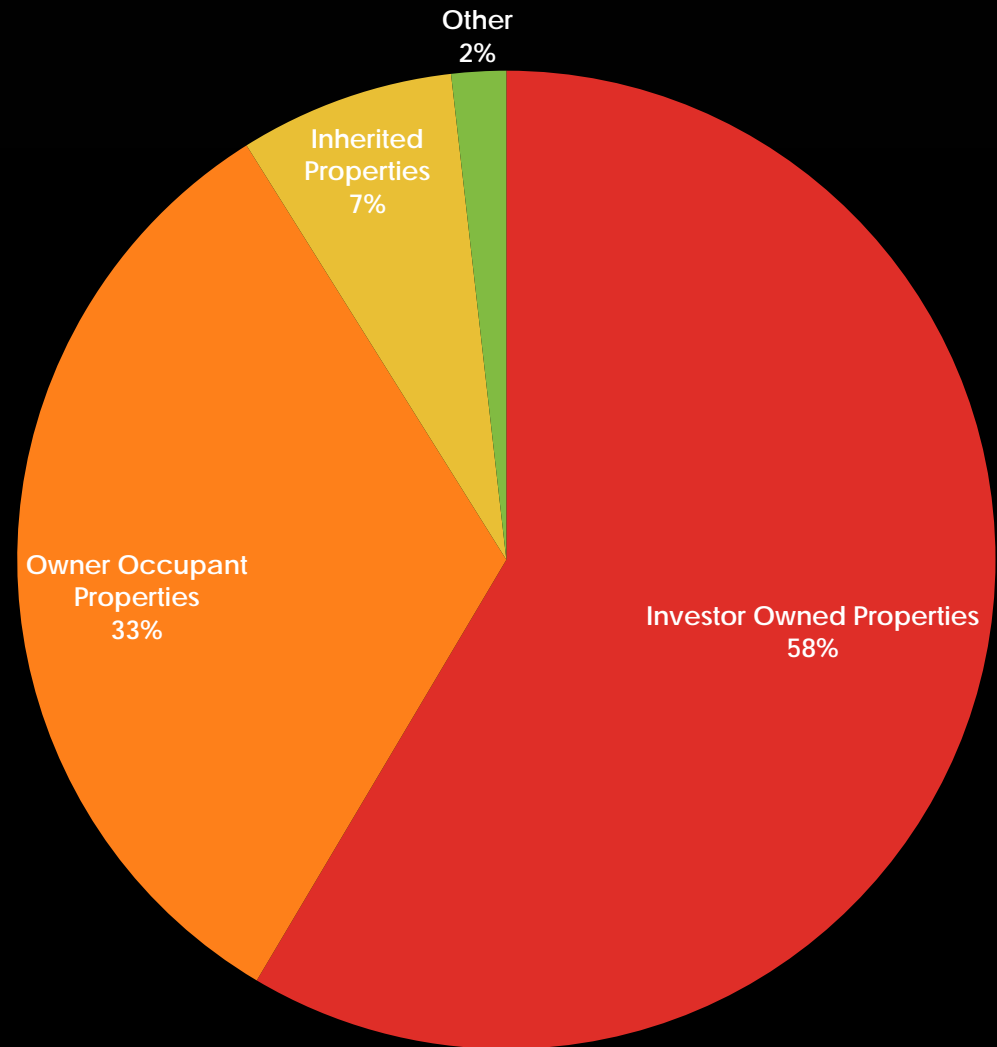
Why is the Land Bank tearing down so many houses?

The house is empty, can't I just buy it?



Ownership?

January 2012 – August 2023
744 Properties Demolished



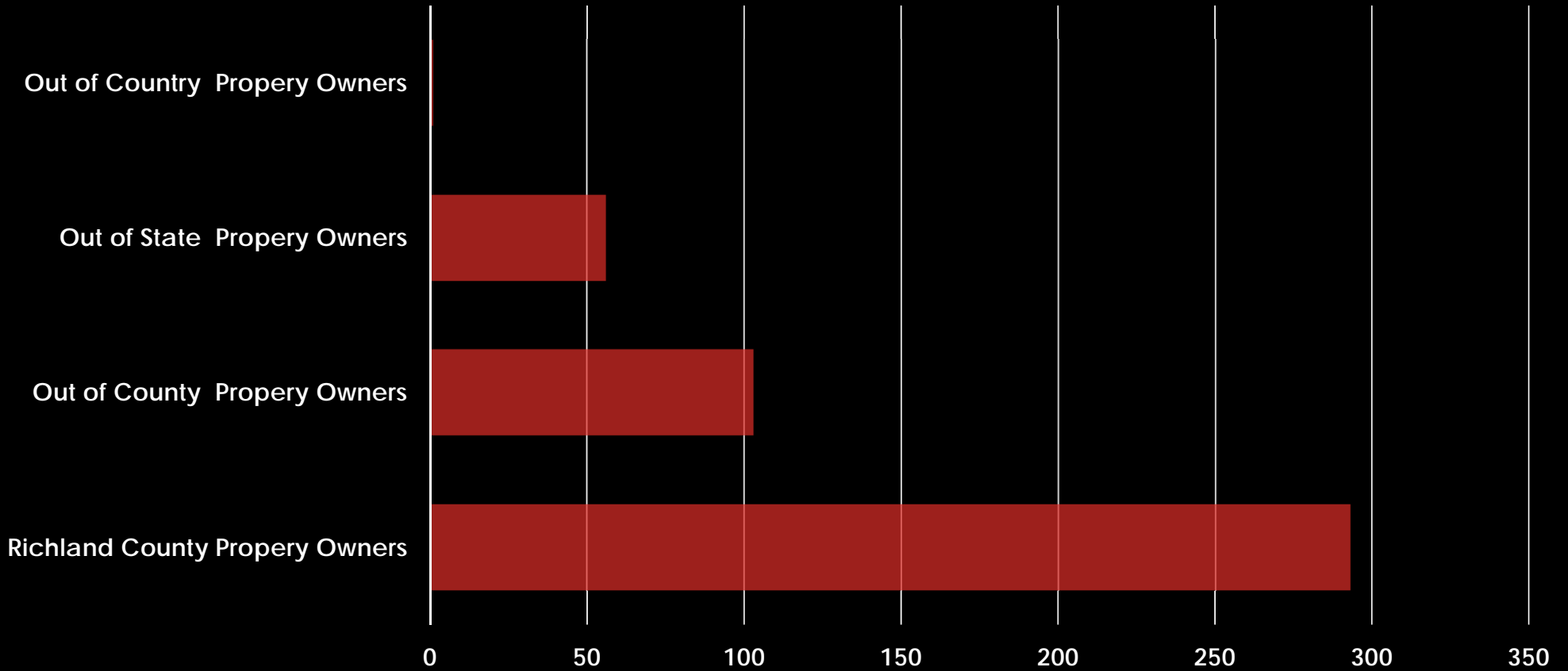
Who Was Responsible?

450 Investor
Owned Properties
Demolished

13 Demolitions	• 1 Investor
11 Demolitions	• 1 Investor
10 Demolitions	• 1 Investor
6 Demolitions each	• 3 Investors
5 Demolitions	• 1 Investor
4 Demolitions each	• 4 Investors
3 Demolitions each	• 15 Investors
2 Demolitions each	• 35 Investors
1 Demolition each	• 262 Investors

Where are the Investors Located?

450 Properties Demolished



Who Was Responsible?

252 Owner Occupied
Properties Demolished

56 Demolitions

• Owner Passed Away

14 Demolitions

• Nursing/Assisted Living

31 Demolitions

• Bank Foreclosure

6 Demolitions

• Incarceration

5 Demolitions

• Divorced

140 Demolitions

• Abandoned



GREATER OHIO POLICY CENTER – GENERAL DATA PRINCIPLES

General Principles for Data Management

- Keep meticulous, machine-readable records
- Strongly request or require contractors + partners to collect and report data on any intervention that they did with landbank support
- Be consistent with how data is entered
 - Create an internal style guide
 - “junk in, junk out”



GREATER OHIO POLICY CENTER - TRACK DATA



Track Demographics

(Can be done by contractors or partners)

- If business is WBE, MBE, EDGE, VBE
- # of employees that identify as minority &/or as women
- Demographics of buyers or final end users
 - Race/ethnicity
 - Gender
 - Income level (% of AMI is fine)
 - Are they parents of minor children or caregivers of adults
 - Are they single parents
 - Is the household multigenerational? (ex: grandparents + kid + grandkids)



Track Change

- Note what the tax collections were in the year before land bank intervention; note the date of that tax year.
- Take before and after pics (require contractors if necessary)
 - Make sure they are nice photos with blue skies, green grass, residents doing activities + smiling, etc.
- Estimate hours it takes to do a job (“land bank has funded over 5,000 hours of labor, cleaning up our neighborhoods”)





GREATER OHIO POLICY CENTER - MANAGE PARTNERS

- Strongly request or require contractors + partners to collect and report data on any intervention that they did with landbank support.
 - Provide a template for them to complete
- Require partners to acknowledge the land bank when the land bank is involved in one of their projects
- Track leverage rates and/or have partners report leverage rates (“for every land bank \$1 spent on demolition, townships + municipalities spent another \$2.”)





THANK YOU

ALISON GOEBEL,
EXECUTIVE DIRECTOR

GREATER OHIO POLICY
CENTER

AGOEBEL@GREATEROHIO.ORG

AMY HAMRICK, EXECUTIVE
DIRECTOR

RICHLAND CO. LAND BANK

AHAMRICK@RICHLANDCOUNTYOH.GOV

CURTISS WILLIAMS,
PRESIDENT/CEO

COCIC

CWILLIAMS@COCIC.ORG